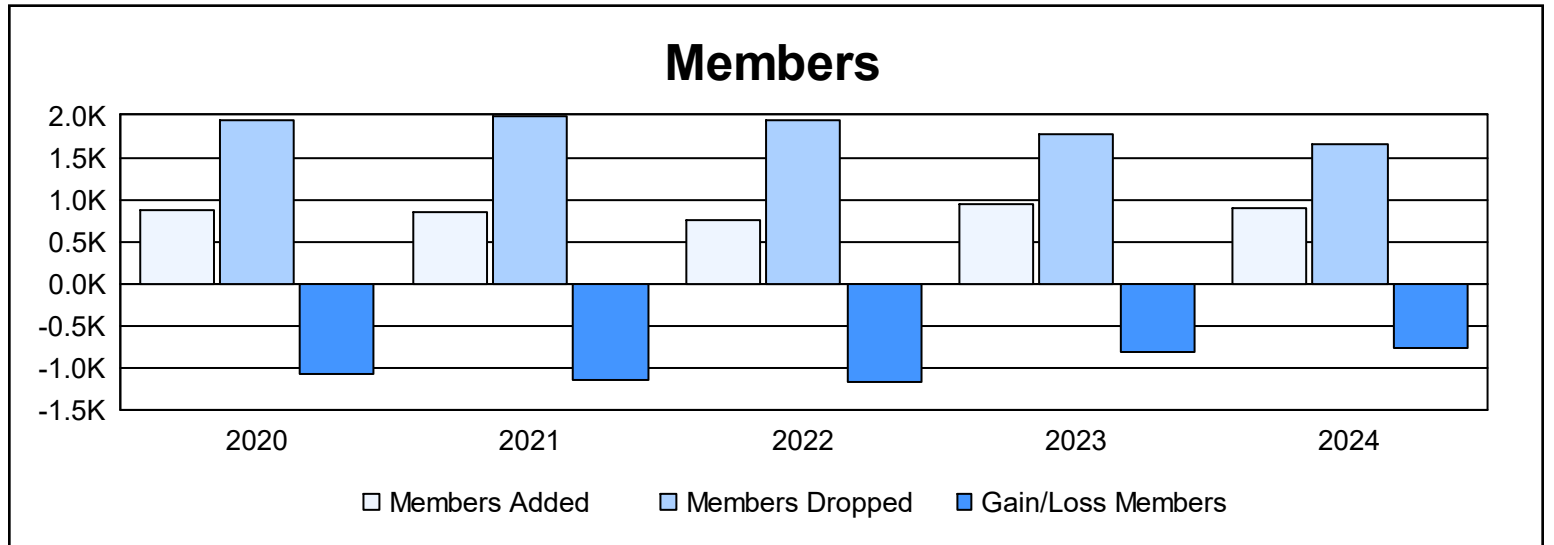
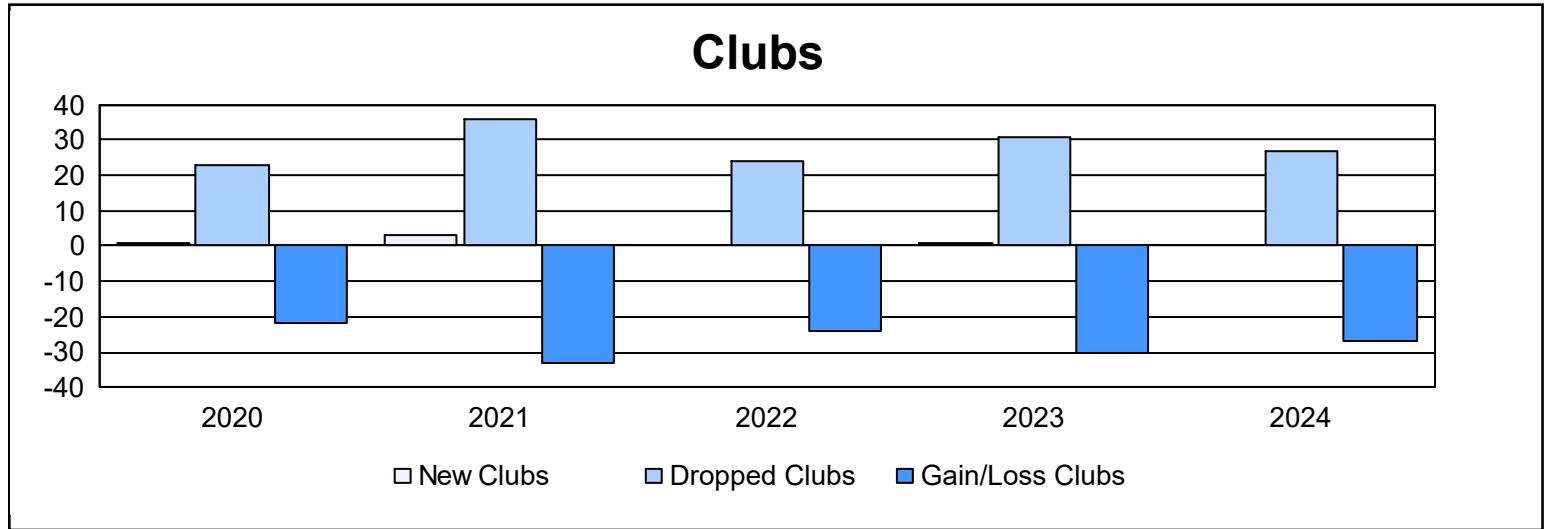
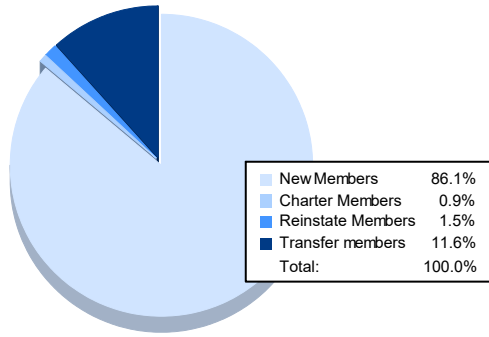


Year	New Clubs	Dropped Clubs	Gain/ Loss Clubs	New Members	Charter Members	Reinstate Members	Transfer Members	Total Member Added	Total Members Dropped	Gain/ Loss Members
2019-2020	1	23	-22	732	34	17	98	881	1,946	-1,065
2020-2021	3	36	-33	567	93	16	170	846	1,988	-1,142
2021-2022	0	24	-24	640	10	13	96	759	1,934	-1,175
2022-2023	1	31	-30	802	31	11	105	949	1,772	-823
2023-2024	0	27	-27	766	8	13	103	890	1,658	-768
<b>Average</b>	<b>1</b>	<b>28</b>	<b>-27</b>	<b>701</b>	<b>35</b>	<b>14</b>	<b>114</b>	<b>865</b>	<b>1,860</b>	<b>-995</b>



### Membership Composition June 2024 Cumulative



### Gender Composition June 2024 Cumulative

